



NOTTINGHAM CITY COUNCIL
BASFORD AND BESTWOOD AREA COMMITTEE

Date: Wednesday, 21 September 2016

Time: 4.30 pm

Place: LH 2.13 - Loxley House, Station Street, Nottingham, NG2 3NG

Councillors are requested to attend the above meeting to transact the following business

Corporate Director for Resilience

Governance Officer: Mark Leavesley **Direct Dial:** 0115 876 4302

1 APOLOGIES FOR ABSENCE

2 DECLARATIONS OF INTERESTS

If you need advice on declaring an interest, please contact the Governance Officer above, if possible before the day of the meeting

3 MINUTES

3 - 8

Last meeting held on 25 May 2016 (for confirmation)

4 ISSUES FROM APPOINTED COMMUNITY REPRESENTATIVES

Formally appointed representatives wishing to raise any issues should contact a Neighbourhood Development Officers (NDO) at least 3 working days before the meeting.

Basford Ward NDO: Gursharan Singh Nijran - 0115 883 3734

Bestwood Ward NDO: Dale Griffin - 0115 883 3736

5 BASFORD AND BESTWOOD WARDS

9 - 16

Report of Director of Neighbourhood Services

6 POLICE UPDATE

Inspector James Woolley to report

7 AREA BASED GRANTS UPDATE

Gary Cawthorne, Bestwood Partnership, to report

8	IMPROVING THE HEALTH OF CITIZENS Report of Director of Public Health	17 - 30
9	USE OF SECTION 106 FUNDING ON PARKS AND OPEN SPACES IN BASFORD Report of Corporate Director, Commercial and Operations	31 - 34
10	NOTTINGHAM CITY HOMES: PERFORMANCE AND ENVIRONMENTAL SCHEMES - UPDATES Report of Chief Executive, Nottingham City Homes	35 - 60
11	AREA COMMITTEE FINANCE AND DELEGATED AUTHORITY – Q1 APRIL TO MAY 2016 Report of Director of Neighbourhood Services	61 - 64
12	AREA CAPITAL FUND 2016/17 Report of Director of Neighbourhood Services	65 - 70

CITIZENS ATTENDING MEETINGS ARE ASKED TO ARRIVE AT LEAST 15 MINUTES BEFORE THE START OF THE MEETING TO BE ISSUED WITH VISITOR BADGES

CITIZENS ARE ADVISED THAT THIS MEETING MAY BE RECORDED BY MEMBERS OF THE PUBLIC. ANY RECORDING OR REPORTING ON THIS MEETING SHOULD TAKE PLACE IN ACCORDANCE WITH THE COUNCIL'S POLICY ON RECORDING AND REPORTING ON PUBLIC MEETINGS, WHICH IS AVAILABLE AT WWW.NOTTINGHAMCITY.GOV.UK. INDIVIDUALS INTENDING TO RECORD THE MEETING ARE ASKED TO NOTIFY THE GOVERNANCE OFFICER SHOWN ABOVE IN ADVANCE.

NOTTINGHAM CITY COUNCIL

BASFORD AND BESTWOOD AREA COMMITTEE

MINUTES of the meeting held at Loxley House, Station Street, NG2 3NG on 25 May 2016 from 4.30pm to 6.02pm

Membership

Present

Councillor Brian Grocock
Councillor Cat Arnold (Chair)
Councillor Alex Norris
Councillor David Smith (Vice Chair)

Absent

Councillor Michael Wildgust
Councillor Linda Woodings

Colleagues, partners and others in attendance

Chris Easton	-	Bestwood Park Church
Gary Cawthorne	-	Bestwood Partnership
Mark Leavesley	-	Governance Officer
Dale Griffin)	Locality Management Officer
Gursharan Nijran)	
Wade Adams	-	Nottingham City Homes Officer
Michael Savage	-	Nottingham City Homes (Tenant Representative)
Inspector James Woolley	-	Nottinghamshire Police

1 APPOINTMENT OF CHAIR

RESOLVED to appoint Councillor Cat Arnold as Chair for the municipal year 2016/17.

2 APPOINTMENT OF VICE-CHAIR

RESOLVED to appoint Councillor David Smith as Vice-Chair.

3 APOLOGIES FOR ABSENCE

Councillor Wildgust	-	personal
Councillor Woodings	-	other Council business
Heidi May		
Stuart Bell)	Right Track
Nick Parr)	

4 DECLARATIONS OF INTERESTS

None.

5 MINUTES

The Committee agreed that the minutes of the meeting held on 24 February 2016 were a correct record and they were signed by the Chair.

6 AREA 2 COMMITTEE COMMUNITY REPRESENTATIVES

The report was presented by Dale Griffin, Neighbourhood Development Officer.

RESOLVED to approve the following as Area Committee Community Representatives for the 2016/17 municipal year:

Chris Easton	Bestwood Park Church
Dianne Finnie	Bestwood Park Community Association
Sharon Fullerton	Bestwood Estate Community Centre
Kim Pavier	Bestwood Advice Centre

7 POLICE UPDATE

Inspector Woolley updated the Committee as follows:

- both wards have seen a reduction in overall crime over the same quarter in 2015, and during the last 12 months;
- the main focus for this quarter was robbery and knife crime (Basford) and dog fouling, litter and parking issues (Bestwood);

He also stated that the new Neighbourhood Inspectors for the area were Gordon Fenwick (Basford) and himself (Bestwood).

Councillors thanked Inspector Woolley for the work he and his team did, and the resulting reduction in crime in the area, but raised concerns that any future proposals to reduce staffing levels may lead to a rise in crime again.

RESOLVED to note the update.

8 BESTWOOD PARTNERSHIP

Gary Cawthorne, Bestwood Partnership (BP), provided the following information in regard to the work being undertaken by the Partnership:

- BP have been awarded the Area Grant for 2016-17;
- its main priorities are employment and skills;
- during its first year, 200 people have been helped with improving their skills, of which 50 have found employment;
- it is working with the community, in places such as gyms, to provide something for the local youths to engage in;
- have set up activity groups, (2 batches of 5 groups of 20) to engage with the community;
- there are funds set aside for use by community / tenant groups and partnership councils.

During discussion, the following comments were made:

- BP Council meetings should be linked to ward forums to ensure consistency and no duplication of work;

- the Area Committee is the lead for the area so should feed into any discussions about the 'needs' of the wards and communities;
- creation of a system for groups etc to apply for funding should be a priority;
- as this area is the only one to have changed the provider of this scheme, it should be noted that communication with the community and Councillors is key to success.

RESOLVED to note the update.

8 NOTTINGHAM CITY HOMES UPDATES

(a) Performance update

Wade Adams, Tenancy and Estates Manager, NCH, updated the Committee on performance against key issues, such as anti-social behaviour, rent collection and repairs, which are linked to local priorities.

During discussion, the following comments were made:

- if there was a need within Bestwood (as provision is customer led), fitness sessions could be organised at a local venue;
- in regard to the Hazelhill site, discussions are ongoing between the developer, NCH and the ward Councillors and the public will be informed shortly on the final proposals.

RESOLVED to note the performance against key indicators, as detailed in the report.

(b) Environmental schemes

RESOLVED to note that there are no environmental schemes to be approved at this meeting and, therefore, the remaining balances of £44,420 (Basford) and £30,975 (Bestwood) were available for future environmental schemes.

9 RIGHT TRACK: PERFORMANCE TO DATE

As no representative from Right Track was present at the meeting, the Committee agreed to note the performance to date without discussion.

10 AREA COMMITTEE FINANCE AND DELEGATED AUTHORITY – Q4 JANUARY TO MARCH 2016

Dale Griffin and Gursharan Nijran, Neighbourhood Development Officers, presented the report of the Director of Neighbourhood Services, detailing decisions taken under delegated authority during January to March 2016.

RESOLVED

- (1) that all future commitments for delegated projects must be targeted at those residing in the respective wards or areas of this Committee;**

- (2) to note the allocation for 2016/17 of £5,000 for each ward Councillor, and the actions taken under delegated authority by the Director of Neighbourhood Services in respect of projects in Area 2 as follows:

<u>Basford Ward</u>	<u>(£)</u>
HVTRA Brooklyn Park Playground opening event	500
Literacy Club volunteers	340
Nottingham Carnival	290
Total available allocation	15,580
Total allocated at 31/03/2016	<u>9,780</u>
Total available at 31/03/2016	<u>5,800</u>
<u>Bestwood Ward</u>	
Lionhearts Marching Band uniforms	1,500
Leen Valley Community events 2016	1,000
Bestwood Community Brochure	460
Total available allocation	33,466
Total allocated at 31/03/2016	<u>27,765</u>
Total available at 31/03/2016	<u>10,176</u>

11 AREA 2 COMMITTEE PRIORITIES ACTION PLAN

Dale Griffin presented the report, updating the Area Committee on actions taken in respect of the priorities previously agreed (Crime and Grime, Youth provision, Bring derelict sites into use and Social isolation of older people).

During discussion, it was stated that the word 'Addressing' or 'Tackling' should be put before 'Social isolation of older people' to make it more specific.

RESOLVED to note the progress to date, as detailed in the report.

12 BASFORD AND BESTWOOD PRIORITIES AND KEY ISSUES

Dale Griffin presented the report, which detailed current priorities and issues facing the Basford and Bestwood wards and provided details of forthcoming events and activities. Going forward, this report replaced the previous 'Performance' report, which used operational data supplied by the Crime and Drugs Partnership.

During discussion, it was stated that a day of action was required at Oakleigh Lodge as it was overgrown and needed tidying in general.

RESOLVED to note the report.

13 AREA CAPITAL FUND

Dale Griffin and Gursharan Nijran, Neighbourhood Development Officers, presented the report, detailing spends under the Area Capital Fund for 2015/16 and 2016/17

(ACF), including highways (LTP - Local Transport Plan) and parks etc (Public Realm).

RESOLVED

(1) to approve the following schemes for Bestwood:

<u>Location</u>	<u>Scheme</u>	<u>Cost</u>
Arnold Road shops (Landcroft Crescent)	TRO study - parking issues around shops	£8,525
Arnold Road shops (Leen Valley)	TRO - construction of layby	£22,000

(2) to note the end of year 2015/16 positions and available balances for 2016/17 as follows:

<u>Basford</u>	<u>£</u>
2016/17 LTP allocation	64,900
LTP carried forward from 2015/16	0
2016/17 Public Realm allocation	38,900
Public Realm brought forward from 2015/16	<u>13,312</u>
Total available 2016/17	<u>117,112</u>

<u>Bestwood</u>	<u>£</u>
2016/17 LTP allocation	75,400
LTP carried forward from 2015/16	0
2016/17 Public Realm allocation	45,200
Public Realm brought forward from 2015/16	<u>8,805</u>
Total available 2016/17	<u>129,405</u>

Less LTP schemes	<u>30,525</u>
Total remaining available 2016/17 balance	<u>98,880</u>

14 **DATES OF FUTURE MEETINGS**

RESOLVED to meet at Loxley House at 4.30pm on the following Wednesdays:

<u>2016</u>	<u>2017</u>
28 September	29 March
14 December	

This page is intentionally left blank

BASFORD AND BESTWOOD AREA COMMITTEE – 21 September 2016

Title of paper:	Basford and Bestwood Ward Priorities / Issues	
Director:	Dave Halstead Director of Neighbourhood Services	Wards affected: Basford and Bestwood
Report authors and contact details:	Dale Griffin, Neighbourhood Development Officer - Bestwood Ward 0115 8833736 dale.griffin@nottinghamcity.gov.uk Gursharan Singh Nijran Neighbourhood Development Officer – Basford Ward Tel 0115 8833734 gursharan.nijran@nottinghamcity.gov.uk	
Other colleagues who have provided input:	Heidi May, Senior Service Manager (Neighbourhood Management) 07983718859 Heidi.may@nottinghamcity.gov.uk	
Date of consultation with Portfolio Holder(s) (if relevant)	Councillor Graham Chapman 12 November 2015	
Relevant Council Plan Key Theme:		
Strategic Regeneration and Development		<input type="checkbox"/>
Schools		<input checked="" type="checkbox"/>
Planning and Housing		<input checked="" type="checkbox"/>
Community Services		<input checked="" type="checkbox"/>
Energy, Sustainability and Customer		<input type="checkbox"/>
Jobs, Growth and Transport		<input checked="" type="checkbox"/>
Adults, Health and Community Sector		<input checked="" type="checkbox"/>
Children, Early Intervention and Early Years		<input checked="" type="checkbox"/>
Leisure and Culture		<input checked="" type="checkbox"/>
Resources and Neighbourhood Regeneration		<input checked="" type="checkbox"/>
Summary of issues (including benefits to citizens/service users):		
This report focusses on current priorities and issues facing the Basford and Bestwood wards and provides details of forthcoming events and activities. The report replaces the previous Performance report which used operational data supplied by the Crime and Drugs Partnership.		
Recommendation:		
1	That the priorities, current issues and supporting information for the Basford and Bestwood Wards are noted and comments welcomed.	

1 REASONS FOR RECOMMENDATIONS

- 1.1 Each Ward manages a set of priorities and key issues through regular meetings of its Neighbourhood Action Team (NAT). These meetings are led by Neighbourhood Development Officers (NDOs) and supported by core partners including Nottingham City Homes (NCH), Neighbourhood Policing, Community Protection, Children and Early Help, City Services / Waste Management; Fire and Rescue Services and Health.
- 1.2 Ward Councillors are also invited to participate in these meetings.
- 1.3 Ward priorities are identified and informed from a range of sources including Citizens, Councillors, Partners and Officers and current issues will be updated for each area committee.
- 1.4 The list of events and activities will take account of the work which all NDOs undertake with partner organisations within their Ward and shows the depth of activity in place working alongside neighbourhood management to improve social cohesion and tackle priorities at a ward and area level.

2 BACKGROUND (INCLUDING OUTCOMES OF CONSULTATION)

- 2.1 The Basford and Bestwood Wards sit within the wider Area 2 Committee which adopted four area based priorities at its first Area Cluster meeting – crime and grime, youth provision, bringing derelict sites into use and the social isolation of older people.
- 2.2 These priorities demonstrate a link to the City Council's current ambitions contained in the latest City Council Plan 2015 - 19. Actions for each priority will be developed and led by appropriate service teams and partnerships. The Area priorities were reported to the last Area 2 Committee on 24th February 2016 and will be updated at each area Committee
- 2.3 The area priorities listed in 2.1 sit within wider pieces of work and broader agendas which are being addressed by multi agency approaches across the City. At a Ward level it is important to identify how some of these more complex priorities can be worked on at local levels – either ward or area by introducing local solutions. This could, for example, include more targeted use of funding such as Ward Councillor budgets to support healthy eating initiatives or the use of Area Capital to develop an outdoor gym facility.
- 2.4 The current Ward priorities which have been reported previously through the area committee performance reports are shown in Appendix 1 (Bestwood) and 2 (Basford). These priorities will be updated for each area committee, taking into account discussions at NAT meetings and various groups and activities involving local residents.
- 2.5 Appendix 1 (Bestwood) and 2 (Basford) sets out the current key issues.
- 2.6 Appendix 1 (Bestwood) and 2 (Basford) highlights the forthcoming opportunities for citizens to engage in events and activities in their neighbourhoods.

3 OTHER OPTIONS CONSIDERED IN MAKING RECOMMENDATIONS

3.1 None.

4 FINANCE COMMENTS (INCLUDING IMPLICATIONS AND VALUE FOR MONEY/VAT)

4.1 None.

5 LEGAL AND PROCUREMENT COMMENTS (INCLUDING RISK MANAGEMENT ISSUES, AND LEGAL, CRIME AND DISORDER ACT AND PROCUREMENT IMPLICATIONS)

5.1 None.

6 STRATEGIC ASSETS & PROPERTY COMMENTS (FOR DECISION RELATING TO ALL PROPERTY ASSETS AND ASSOCIATED INFRASTRUCTURE) (AREA COMMITTEE REPORTS ONLY)

6.1 None.

7 EQUALITY IMPACT ASSESSMENT

7.1 An EIA is not required as this is not a new or changing policy, service or function. Appendix 1 & 2 highlights the forthcoming opportunities for citizens to engage in events and activities in their neighbourhoods

8 LIST OF BACKGROUND PAPERS OTHER THAN PUBLISHED WORKS OR THOSE DISCLOSING CONFIDENTIAL OR EXEMPT INFORMATION

8.1 None.

9 PUBLISHED DOCUMENTS REFERRED TO IN COMPILING THIS REPORT

9.1 None.

APPENDIX 1

Bestwood Ward Priorities

Safer Nottingham

Priority	Lead
To reduce all crime	Police
To reduce anti-social behaviour in the neighbourhood priority area, focusing upon hotspots, diversionary activities and nuisance neighbours	Police, Community Protection, NCH, Early Help & Area Lead.
To take action against deliberate fire setting	Fire Service
To address domestic violence through prevention and support services	Police and Early Help

Neighbourhood Nottingham

Priority	Lead
To improve the visual appearance of neighbourhoods by tackling hot spot areas and developing derelict land	City Services, Community Protection, NCH and Regeneration

Families Nottingham

Priority	Lead
Maintain activities for young people	Early Help, Area Lead
Increase awareness of welfare reform and support services	Bestwood Financial Resilience Group

Health Nottingham

Priority	Lead
To reduce childhood obesity	Public Health, City Care Nutrition Team, Southglade Leisure Centre, schools
To support local volunteers, raise aspirations and support community empowerment	NAT
To promote mental health services and mental well being	Public Health, NAT

Working Nottingham

Priority	Lead
To raise awareness of job opportunities and provide support to get people into employment.	NCC Economic Development Area Lead Bestwood Partnership

List of key current issues (taken from latest NAT Review)

- Continued promotion of neighbourhood alert which has 842 followers (July 2016) and My Bestwood page (400 likes – Aug 2016)
- 2 weeks 4 streets engagement initiative to commence August 2016.
- Community Protection undertaking enforcement against noisy neighbours.
- Partner referral to Freedom Programme – for victims of domestic violence. New programme commence September 2016.
- Youth Strategy Group developed to oversee youth provision in Bestwood and Basford
- Lead Organisation delivering outreach youth work and sessional work in Bestwood to address on street youth related ASB.
- To manage the transition of young people from William Olds Youth Club to the Ridge Adventure Playground
- New Multi-Use Games Area works commenced July 2016
- Day of action delivered in Top Valley (June 2016)
- Undertaking regular ward walks.
- Deployment of CCTV camera into Ellsworth Rise area
- Launch of We're Watching You Campaign into Bellville Drive area (September 2016) to tackle dog fouling.
- Ongoing targeted dog fouling operations
- New Wellness In Mind drop in session to be held at Southglade Access Centre.
- Support establishment of new Employment and Skills Partnership
- Delivery of family learning opportunities
- Delivered Southglade Park Live Event (July 2016)
- Delivered Knights Close Bite Size Fun Day (August 2016)
- Love You Love Bestwood event planned for September – community cohesion event.

Opportunities for citizens to engage - forthcoming dates of events and activities

- 7th September – Launch of We're Watching You campaign – Bellville Drive Area
- 7th September – Cllr Ward Walk, 10-12pm, Bellville Drive Area
- 13th September – Nottingham Jobs Fair, 10-3pm at Nottingham Motorpoint Arena
- 24th September – Love You Love Bestwood Fun Day (Bestwood Park Church) 2-4pm
- 12th October – Cllr Ward Walk, location tbc
- 15th October – Community Rep Celebration, 10.30-12.30pm at the Council House
- 9th November – Cllr Ward Walk, location tbc
- 1st December – Bestwood Christmas Event, (3.30pm-6pm) at Bestwood Park Church

APPENDIX 2 - Basford Ward Priorities

Safer Nottingham

Priority	Lead
Promote Nottingham Alert and Twitter	Police
Reduce crime and Anti-social behaviour, focusing on hotspots, by increasing patrols and diversionary activities	NAT
To take action to reduce deliberate fires	Fire Service

Neighbourhood Nottingham

Priority	Lead
Support Community groups and organisations to hold events	Neighbourhood Management
Promote interest in Tenants and Residents groups eg Whitemoor area	Nottingham City Homes
Target litter, dog fouling and fly tipping	NAT
Promote bulky waste appointment service and reduce bin contamination	Waste Management
Promote community litter pick events with TRA's schools, and residents	NAT
Improve parking around Southwark School by installing additional bollards	Traffic Management
Improving footways on Hayling Drive and Runtun Drive	Highways

Families Nottingham

Priority	Lead
Explore weekly youth group on Whitemoor estate	Early Help
Working with partners to secure additional funding for young people activities	NM
Additional sessions for young people in the Rosegarth and Heathfield Areas	Early Help and NM

Health Nottingham

Priority	Lead
Increase physical activity including cycling and walking projects	Health, TravelRight
To reduce childhood obesity	Public Health, Schools and Henry Mellish S C

Working Nottingham

Priority	Lead
To raise awareness of job opportunities and provide support to get people into employment.	NCC Economic Development, Bestwood Partnership

List of key current issues (taken from latest NAT Review)

- Continued promotion of neighbourhood alert (over 600) and My Basford Facebook (Approximately 200)
- Review depending on policing resources of 4 weeks 4 streets initiative
- Additional patrols around the Basford Tram stop to reduce damage to trams and ongoing work by partners to explore what additional intervention can be put in place in the long term to address on street youth related asb.
- To promote the existing provision for young people on Heathfield and explore additional sessions in the Stockhill and Whitemoor Areas
- Undertaking regular ward walks.
- Action against Colsons – working with the Environment Agency to seek improvements on operation or to take enforcement action and investigate Nottingham City Council powers under planning and highway legislation to take enforcement action.
- Days of Action in October and March 2017 planned.
- Explore purchase of CCTV camera for Basford
- Launch of We're Watching You Campaign into Basford – summer 2016
- Ongoing targeted dog fouling and fly tipping operations, targeting the Brooklyn Bridge area
- Support establishment of new Employment and Skills Partnership
- Promote family learning opportunities provided by NCH and local colleges
- Continue investment into the Parks in the area
- To improve the state of trees in the area
- Improving the environment by encouraging residents to keep front areas clean
- Parking issues around schools – Additional TRO's introduced around Whitemoor School and additional bollards planned around Southwark School.
- Explore ways to reduce vandalism to trams along the River Leen path
- Discourage parking on grass verges to improve visual appearance of neighbourhoods – action taken on Bagnall Road and Ladbrooke Crescent.

Opportunities for citizens to engage - forthcoming dates of events and activities

- Monthly meeting with Stockhill and Ladbrooke Tenants and Residents
- Monthly meetings with Highbury Vale Tenants and Residents
- Monthly meetings with Rosegay TRA
- Quarterly meetings with Friends of Vernon Park
- Quarterly Ward Forums
- Day of Action around Brooklyn Bridge – October 2016
- Ward Walk – Thursday 18th August around Whitemoor
- Ward Walk – Thursday 15th September around Bagnall Road and Greenwich Road
- Heathfield Park Summer Fun Day – Tuesday 20th September
- Community Cohesion Fun Day at Henry Mellish Sports Centre – Saturday 8th October

BASFORD AND BESTWOOD AREA COMMITTEE – 21 SEPTEMBER 2016

Title of paper:	Area Committees and improving the health of citizens	
Director:	Alison Challenger Director of Public Health	Wards affected: All
Report authors and contact details:	Alison Challenger alison.challenger@nottinghamcity.gov.uk Gayle Aughton, Commissioning Manager gayle.aughton@nottinghamcity.gov.uk	
Other colleagues who have provided input:	Heidi May, Area Manager, Communities Rob Gabbitas, Neighbourhood Development Officer	

Relevant Council Plan Key Theme:

Strategic Regeneration and Development	<input type="checkbox"/>
Schools	<input type="checkbox"/>
Planning and Housing	<input type="checkbox"/>
Community Services	<input type="checkbox"/>
Energy, Sustainability and Customer	<input type="checkbox"/>
Jobs, Growth and Transport	<input type="checkbox"/>
Adults, Health and Community Sector	X
Children, Early Intervention and Early Years	X
Leisure and Culture	<input type="checkbox"/>
Resources and Neighbourhood Regeneration	<input type="checkbox"/>

Summary of issues (including benefits to citizens/service users):

1. Many of our citizens have lifestyles that increase their risk of poor health and disease.
2. The Council has the lead responsibility to improve the health and wellbeing of their population.
3. Councillors are well placed to inform the needs assessment, provision and promotion of public health services specific to their local population

Recommendations:

1	To comment on the approach and the work undertaken so far as shown in the report and appendices 1 and 2.
2	To suggest further developments to ensure that Area Committee plans are in line and supportive of the Council's priorities and responsibilities for improving the health of citizens.
3	To suggest further knowledge or support that Councillors would require to progress their work on the public health and wellbeing agenda within their Area.

1 REASONS FOR RECOMMENDATIONS

- 1.1 From April 2013, the public health function was transferred to local authorities as a result of the Health and Social Care Act 2012. The Council subsequently became responsible for improving the health of their local population including health improvement, health protection and the commissioning of public health services.
- 1.2 Councillors are directly involved with their local communities and able to understand and identify the needs for health and wellbeing services specific to the local population.
- 1.3 Over the past 18 months, Councillors have had a series of meetings with public health and commissioning colleagues to consider local health data and experiences of local residents in order to support the planning and provision for local health and wellbeing services commissioned by the Council.
- 1.4 This report is an update of the work to date, including the engagement and information provided by Area Committee members on the remodelling of the healthy lifestyles public health services. Committee members are invited to consider the work so far and advise on next steps.

2 BACKGROUND (INCLUDING OUTCOMES OF CONSULTATION)

- 2.1 Local health profiles were developed by the Public Health team using nationally available data to better understand the health and wellbeing needs of local residents. The data was arranged at Nottingham Ward level to enable commissioners and Councillors to have a clearer picture of the health and wellbeing needs for their ward compared to Nottingham overall and to wards across England. Councillors from each of the Nottingham City wards met to discuss the data profiles and to add further insight that would enable a greater understanding of local need.
- 2.2 School health and area committee level health profiles were also produced to aid local understanding and planning. Public health services were mapped and included within directories for each area; these were presented to Area Committees during 2015.
- 2.3 Area Chairs as part of their Area Cluster Review process invited Public Health to present the health profiles and local health priorities. It was identified that further awareness and understanding of the commissioning process for public health and health services would be useful in a separate session.
- 2.4 The health profiles can be found on the Nottingham Insight website:
<https://nottinghaminsight.org.uk/f/96676/Library/Public-Health/>
- 2.5 The commissioning awareness session was well attended by Area Chairs and Councillors and received good feedback and requests for further sessions that were more topic focused such as teenage pregnancy, smoking and mental health in young people. Part of the session included an overview of the modelling and engagement of a live commissioning review. Councillors agreed to contribute to the live review through a series of questions discussed with their respective Area Committees. The responses to the consultation and an overview of how the results from the consultation have been considered are included in the appendices to this report.

- 2.6 The Adults Healthy Lifestyle Strategic Commissioning Review may be accessed here: <http://www.nottinghamcity.gov.uk/business-information-and-support/commissioning-contracting-and-procurement/commissioning-contracting-and-procurement-latest-news/>
- 2.7 Some of the key benefits for engaging with Area Committees becoming involved in this way include:
- Increasing efficiency, saved officer time in undertaking community based questions with citizens;
 - Improved quality, hearing from a wide and diverse range of stakeholders;
 - Increased effectiveness, supporting evidence of services being developed to meet the needs of citizens.
- 2.8 The feedback from the Area Committees has informed the development of the service specifications. The new model will be going out to tender in the autumn with the new model and services to be in place by April 2017.
- 2.9 Possible Next Steps:
- Possibility of linking Area Committee priorities with up and coming strategic commissioning reviews, e.g. List of Area Committee priorities to aid commissioner to make the link to up and coming commissioning reviews;
 - Consider what would be the most effective and efficient way of communicating to Area Committees Public Health updates and key information.

3 OTHER OPTIONS CONSIDERED IN MAKING RECOMMENDATIONS

3.1 None

4 FINANCE COMMENTS (INCLUDING IMPLICATIONS AND VALUE FOR MONEY/VAT)

4.1 None

5 LEGAL AND PROCUREMENT COMMENTS (INCLUDING RISK MANAGEMENT ISSUES, AND LEGAL, CRIME AND DISORDER ACT AND PROCUREMENT IMPLICATIONS)

5.1 None.

6 STRATEGIC ASSETS & PROPERTY COMMENTS (FOR DECISION RELATING TO ALL PROPERTY ASSETS AND ASSOCIATED INFRASTRUCTURE) (AREA COMMITTEE REPORTS ONLY)

6.1 None.

7 EQUALITY IMPACT ASSESSMENT

7.1 An EIA is not required because key decisions or changes on citizens are not being considered as part of this report.

8 LIST OF BACKGROUND PAPERS OTHER THAN PUBLISHED WORKS OR THOSE DISCLOSING CONFIDENTIAL OR EXEMPT INFORMATION

8.1 None.

9 PUBLISHED DOCUMENTS REFERRED TO IN COMPILING THIS REPORT

9.1 Nottingham City JSNA and health profiles
<https://nottinghaminsight.org.uk/f/96676/Library/Public-Health/>

9.2 The Adults Healthy Lifestyle Strategic Commissioning Review
<http://www.nottinghamcity.gov.uk/business-information-and-support/commissioning-contracting-and-procurement/commissioning-contracting-and-procurement-latest-news/>

Appendix One

Area Cluster Feedback, Adults Healthy Lifestyles New Model.

July, 2016.

From April 2017 a new Adults Healthy Lifestyles model will be in operation in Nottingham City, below are the responses from Area Clusters gathered to help inform and shape the specification of the new model.

- **Ensure services are targeted at those who need them, delivering the right services to the right people that are culturally appropriate, are inclusive and bespoke to meet community needs.**

The new behaviour change and weight management service will sit within a newly created pathway, this will allow for citizens to benefit from universally available services, targeted services and higher more intense services for those with more complex needs, allowing citizens to flex between the different interventions to meet their needs through the process of change. The smoking cessation service will require the new provider to deliver a creative and innovative approach to addressing community needs. See appendix two.

- **We need to deliver services in places people feel comfortable going such as community centres and be delivered at time that suit citizens.**

The new services will be required to be accessible out of core office times to meet the needs for those with work and childcare commitments. We will stipulate in the contracts the need for the new provider to deliver services (where financially viable) in community centres and leisure centres.

- **We should consider utilising GP and prescribing services to offer services on prescription and joint working with other agencies to tackle health concerns.**

GPs can already refer into Adults Healthy Lifestyles services and this will continue with the new provider, the new services will be commissioned as part of a pathway with the Clinical Commissioning Group to more intense services and with Sport and Leisure for more universal services. The social prescription pilot in Bulwell, Bulwell Forest and Clifton will continue to prescribe to healthy lifestyles services and if scaled up across the city, this will continue to feature.

- **Communications methods to utilise and make best possible use of digital media, health message should be promoted where people go for example supermarkets. We should consider the role of the workforce as agents of change in promoting health messages and consider getting health messages directly in to citizens and community groups through accessible and inclusive communications about what's available locally.**

A new integrated Health and Social Care directory of services will be available by the end of the year; this will enable easier access to all services available to Nottingham Citizens and help support the workforce in signposting citizens. The new provider will be expected to maximise the use of digital technologies where appropriate.

- **Delivery of preventative services such as Health, and these to be promoted to increase uptake of early intervention opportunities.**

We will be pilot third party health checks as part of the new Adults Healthy Lifestyles model.

- **Services need to be affordable activities and we need to maximise the use of leisure centre access and use of public open spaces – parks.**

NCC Sport and Leisure management are part of the steering group for the development of the new model, and we are working collaboratively to deliver and inform citizens of free activity services in the City. All the targeted and specialist Adults Healthy Lifestyles activities will be free at the point of access.

- **Consider how we can get the `conversation going` about health in the community and look at how we can maximise community capacity in communities to help each other.**

This is a priority action in the Draft Health and Well Being Strategy for Nottingham City (Outcome 4: Nottingham's environment will be sustainable - supporting and enabling its citizens to have good health and wellbeing).ⁱ

- **Statistics on ward level health would help to understand the priorities locally.**

These are available at <https://nottinghaminsight.org.uk/f/114693/Library/Public-Health/Ward-Health-Profiles-2014-2015/>

ⁱ <http://www.nottinghamcity.gov.uk/health-and-social-care/adult-social-care/looking-after-yourself-and-keeping-healthy/health-and-wellbeing-board/>

Area Clusters Feedback on Themes – March / September (Health) – Appendix Two

	How can we support citizens to access services which will help them to have a healthy lifestyle?	What are the barriers/gaps?	What enablers can help overcome these barriers?	How can we make services more attractive to hard to reach groups	What works well in your area
Bulwell Bulwell Forest	Inviting health providers to events for example. Use local media to promote city council campaigns. Inclusive of Evening Post and Bulwell and Hucknall Dispatch. Promote local initiatives e.g. Bulwell Health and wellbeing strategy. Help promote local events. Look at ways of promoting underused groups. Do outreach into areas where there are few health initiatives.	To get to people who really need it. Are our links to frontline staff sufficient? How are we reaching people who are not registered with GPs? What is the rate off under registration in this area? Are there problems similar to those at St Marys in other local practices (currently closed by the CQC)? Reaching out to people needing mental health/drug/alcohol services.	More Joint Working Working with the police for e.g. around mental health Community navigators Faith Organisations Community Groups Can mindfulness be expanded – local authority Foodbanks? Community lunches	Identify Who he hard to reach groups are? Providing health info/stats to local groups. Young people can be good to promote services. Promote more outside normal working hours. Monitor quality of existing services.	Joint Service centre Bulwell Riverside Community Garden in Bulwell Forest south glade, Mellish Sports Centre. Communication through social media etc. Health Stalls – Family fun days Bulwell Market place
Basford Bestwood	Health promotion in libraries, Childrens Centres and School. Health promotion at the school gate. Provide some services in Childrens Centres, libraries, schools, elderly complexes. Encourage registration with GP surgeries and dentists. Promote Local surgeries and services. Family Support Workers to focus on nutrition and signs of health. Health campaigns.	Lack of resources generally. Lack of resources in school. Cost of gym membership. Lack of school holiday activities. Cost of leisure activities. Cooking skills. Nutritional knowledge. Choice of supermarkets – smaller ones such as the Co-op can be expensive. Lack of Sports equipment in school. No teaching of nutrition in schools. Illegal tobacco sales. Gym equipment on Parks not utilised due to lack of guidance. Cheaper prepared meals unhealthier. Shortage of PG's.	Gym membership on prescription. Local Tenants and Residents groups and community associations. Youth and Play workers. Schools. Local sports clubs, centres and gyms. Long term health agenda in schools. Cooking classes schools and the local community.	Weight and blood pressure measuring at events. Health monitoring in local places of worship. Health promotion o/s schools directly to parents. High profile campaigns targeting issues such as nutrition, blood pressure etc.	Partner attendance at summer events. Walking clubs – Best Foot Forward. Smoke cessation classes at Ellis Guilford. Yoga in schools – proposed. 140 kids attend breakfast club at one school in Bestwood. Reduction in drinking amongst the youngsters.
West Area (Aspley, Bilborough, Leen Valley)	ensure wide range of health leaflets are available across key community locations (libraries and community centres) and that these leaflets address the prevalent health issues in the West area including smoking, physical activity and sexual health (young people), What do we need on the street to nudge people towards accessing health	Fear, apathy, not knowing where services are located, not knowing what specific services and treatments are available at Doctors surgeries and pharmacy outlets, lengthy waiting times.	<ul style="list-style-type: none"> Promoting messages about prevention – leaflets signposting residents to services within the area. Cannabis use – tell tale signs. Do parents know what children are using Support group for women around mental health. 	Go into the community more – taking services and knowledge about health activities to the people in the places they most frequently use – school gates, shopping areas, buses, queues, fish and chip shops / takeaways etc	Doctor's surgeries are accessible. There are a good number of surgeries spread across the three Wards Southwold Primary School community days initiative eg Food Fest with health partners (June 2016)

	<p>services?</p> <p>People are not readily accessing services so we need to take the services to the heart of the community – places such as Strelley ASDA and Aspley Lane shops.</p> <p>More use of focus groups – creating conversations around health topics. Community Centres can be used for this.</p>			use of community centres	
<p>Arboretum, Dunkirk and Lenton, Radford and Park</p>	<p>NOTE: 3 main health Issues identified in this area by local Councillors - alcohol/drug misuse; mental health; lack of healthy lifestyle</p> <p>Targeted health awareness strategy and campaign for this area.</p> <p>Mapping of the services in this area and who are they actually catering for?</p> <p>Ensure differing communities are made aware of what services are available, where and how to access them.</p> <p>Join up working with Public Health, Parks & open spaces.</p> <p>Free Google verbal translation app, practitioners/ frontline staff to have this on their work mobile phones</p>	<p>Lack of awareness of Alcohol/ Drug misuse support services among</p> <ul style="list-style-type: none"> • Students • Homeless • New & emerging Communities • Vulnerable adults <p>Lack of awareness by differing communities of how NHS works</p> <p>Increase enforcement by CPO and Police with regard shops selling cheap alcohol and confiscations</p> <p>This area viewed as a hotspot for illegal cigarettes and alcohol</p> <p>Increasing dissatisfaction with the 101 number by Community.</p> <p>More Religious establishments need to be targeted by health Professionals</p> <p>Reduction of targeted services</p> <p>Education for families</p> <p>No targeted Mental Health campaign in this area.</p> <p>Language</p> <p>Cultural/ age specific projects</p> <p>No GP facilities in Dunkirk</p>	<p>Health, CPO and Police to develop an action plan to tackle Alcohol/ Drug misuse across this area to prevent displacement from the City Centre.</p> <p>Trading Standards to increase test purchases for adult drinkers within this area.</p> <p>Arboretum Street Drinkers Pilot Plan to go to September's Area Committee and disseminate learning.</p> <p>Review of 101 number to make it user friendly.</p> <p>What support do universities offer to students, to manage stress/well being?</p> <p>What is the suicide rate in Nott's by ward for students?</p> <p>CCG to use fund to support the prevention agenda (Keeping people out of Hospital)</p> <p>Public health to commission a pilot project to targeted work with fast food shops to advise them of a how to reduce, fat/ sugar and salt intake in the food they produce.</p> <p>All front line staff should be aware for the self Help booklet (which is updated by the library service</p>	<p>Targeted health awareness strategy and campaign for this area.</p> <p>Ensure differing communities are made aware of what services are available, where and how to access them.</p> <p>Join up working with Public Health, Parks & open spaces.</p> <p>Offer services that are relevant to citizens (Elderly, BME, Young, emerging communities)</p>	<p>Libraries and Self Help Booklet</p> <p>Framework</p> <p>Bac – in</p> <p>GP Surgeries</p> <p>Schools</p> <p>Community Centres</p> <p>Sure Start Centres</p> <p>Night Line (Students)</p> <p>Awaaz</p> <p>Metropolitan Housing</p> <p>Health visitors</p> <p>Outdoor Gyms</p> <p>Park Life</p> <p>Slimming world</p> <p>NCH sport England Campaign (coming to an end).</p>

		<p>CCG focus resources on Hospital's and medicine not, preventative work.</p> <p>No Joined up working with Parks and public health</p> <p>No targeted work with fast food shops</p> <p>Lack of healthy life style promotion in schools</p>	annually).		
Berridge Sherwood	<p>Alcohol/ Drug Misuse</p> <p>Mental Health Awareness</p> <ul style="list-style-type: none"> • Older people • Vulnerable Adults • Students 	<p>Lack of awareness of Alcohol/ Drug Misuse support services</p> <ul style="list-style-type: none"> • Students • Homeless • New & emerging Communities • Vulnerable adults <p>Lack of awareness/ by differing Communities of how NHS works</p> <p>Lack of enforcement by CPO and Police with regards shops selling cheap alcohol</p> <p>This area viewed as a hotspot for illegal cigarettes and alcohol</p> <p>Increasing dissatisfaction with the 101 number by Community.</p> <p>More Religious establishments need to be targeted by health Professionals</p> <ul style="list-style-type: none"> • Reduction of targeted services • Education for families • No targeted Mental Health campaign for the ward • Language • Cultural/ age Specific projects 	<p>Services</p> <p>Libraries Framework GP's Bac – in GP Surgeries Libraries (Self Help Booklet) Schools Community Centres Sure Start Centres</p> <p>Night Line (Students) Framework Bac- in Awaaz Metropolitan Housing GP's & Health visitors</p>	<p>What support is needed?</p> <ul style="list-style-type: none"> • Health, CPO and Police to develop an action plan to tackle Alcohol/ Drug misuse across the ward to prevent displacement from the City Centre. • Targeted health awareness strategy and campaign for this area. • Ensure differing communities are made aware of what services are available, where and how to use access them. • Trading Standards to increase test purchases for Adult drinkers within this area. • Arboretum Street Drinkers Pilot Plan to go to September's Area Committee. • Review of 101 number to make it user friendly. • Mapping of the services in this area and who are they actually catering for? • Targeted health awareness strategy and 	

	<p>General lack of healthy Lifestyle</p> <ul style="list-style-type: none"> • Obesity • Poor Diet • Physical inactivity 	<ul style="list-style-type: none"> • CCG focus resources on Hospital's and medicine not, preventative work. • No Joined up working with Parks and public health • No targeted work with fast food shops <p>Lack of healthy life style promotion in schools</p>	<p>Social Services GP Surgeries Libraries (Self Help Booklet) Schools Community Centres Sure Start Centres</p> <p>Outdoor Gyms Libraries Park Life GP's / slimming world NCH sport England Campaign (coming to an end).</p>	<p>campaign for this area.</p> <ul style="list-style-type: none"> • What support do universities offer to students, to manage stress/well being • What is the suicide rate in Nott's by ward for students? <ul style="list-style-type: none"> • Targeted health awareness strategy and campaign for this area. • CCG to use fund to support the prevention agenda (Keeping people out of Hospital) • Join up working with Public Health, Parks & open spaces. • Public health to commission a pilot project to targeted work with fast food shops to advise them of a how to reduce, fat/ sugar and salt intake in the food they produce • Free Google verbal translation app, practitioners/ frontline staff to have this on their work mobile phones. • All front line staff should be aware for the self Help booklet (which is updated by the library service annually). 	
<p>A.C.E. (Dales, Mapperley, St Ann's)</p>	<p>Gayle Aughton, Public Health carried out the Adult Healthy Lifestyles Service Review. The Service looks at tackling adult lifestyle risk factors such as; Type 2 diabetes, hypertension, CVD, COPD.</p> <p>Updated stats/info required on a Ward</p>	<p>Refusal by GP surgeries to carry out health checks. ? NCC to carry out health checks through a third party. Good presentation rates when invited.</p>	<p>Where do you find out about the services? Handouts, leaflets. Information not linked up with communities or other services.</p>	<p>More culturally specific promotion of services. Face to face information giving. Build relationships with the community.</p>	

	basis (regularly).	<p>Referrals to smoking cessation – how effective?</p> <p>Referrals to weight management – how effective? Less than half are identified from priority groups. Not reaching the groups who need it. Mixed sessions – need more women only sessions. Consider cultural food types.</p> <p>How much promotion relies on written material? Need to be mindful of poor reading standards/languages/uninteresting</p>		<p>Use more non-literature communications – radio or Notts TV</p> <p>Service delivery need to be relative to cultural locations</p> <p>Tendering process should stipulate that all communities are worked with not just the worried well.</p> <p>Refer through Job Centre?</p>	
Wollaton East and Lenton Abbey and Wollaton West	WELA and WW Cllrs requested updated ward and SOA Public Health data which takes account of the student population by having 2 sets of data. One with student population removed. Without this they feel they cannot examine the questions in depth.	Please see column 2	Please see column 2	Please see column 2	Please see column 2
Area 8 (Bridge, Clifton North, Clifton South)	<p>Offer affordable activities at Leisure Centre's</p> <p>Increased need to publicise what's on offer and disseminate information via community groups and organisations</p> <p>Relevant activities which address the needs of the elderly, BME, women only</p> <p>Deliver health related activities in community facilities where people feel comfortable going</p>	<p>Lack of understanding on what's on offer</p> <p>Prices of health sessions/classes Limited tailored health classes/sessions for the elderly, BME, women</p> <p>Fear/anxiety to use leisure facilities</p> <p>Lack of culturally appropriate and sensitive physical activities for Muslim women</p> <p>Acute shortage of social housing (family members role to support with health initiatives)</p> <p>Lack of organised outdoor activities for all including young people</p> <p>No one to leads on the Health agenda (who organises and delivers community based projects such as health walks, healthy cooking sessions, organised outdoor physical activities etc.)</p>	<p>Provide affordable physical activities</p> <p>Additional human resource to lead on Health including ward priorities, deliver day to day projects</p> <p>Appropriate timings of sessions / classes for those that work</p> <p>Need for increased reach out to the elderly population, BME</p> <p>Increased link/work with Community Centres</p>	<p>Offer services that are relevant to that group (Elderly, BME, Young, Muslim Women)</p> <p>Provide affordable services taking into account level of deprivation amongst hard to reach groups</p> <p>Culturally appropriate services and environment for women</p> <p>Get the information out there</p> <p>Outreach work – Capacity building – Trust</p>	<p>Good Companions Group – Work with older people across Clifton</p> <p>Park Gate Community Centre – Well used by the community and different activities on offer</p> <p>Queens Walk Community Centre – Dance classes, Keep Fit, Boxing (Switch Up)</p> <p>Parks and Open Spaces across all three wards (utilised well) – Embankment (cricket pavilion)- Field of Dreams</p> <p>Portland Leisure Centre (need for more work for access by hard to reach groups)</p> <p>Last Man Standing (Cricket on Embankment)</p>

		<p>Limited information/support on Mental Health</p> <p>Ward Councillors have limited information and data on health issues for their ward</p> <p>Closure of Nurse Contact Point</p> <p>isolation and loneliness among all groups but in particular the elderly leading to many health issues</p> <p>many voluntary groups experiencing diminishing numbers of helpers/organisers to take over the running of the groups</p>			<p>Arkwright Meadows Community Gardens (locally grown food produce)</p> <p>The Balls Group at Queens Walk Rec Recreation Ground (Meadows)</p>
--	--	---	--	--	---

Area Committee Two		
Area Cluster Feedback, Health		
Area Committee: Basford and Bestwood	Area Committee Chair: Councillor Cat Arnold	Date 2016 / 2017
<p>How can we support citizens to access services which will help them to have a healthy lifestyle?</p> <p>Health promotion in libraries, Childrens Centres and School. Health promotion at the school gate. Provide some services in Childrens Centres, libraries, schools, elderly complexes. Encourage registration with GP surgeries and dentists. Promote Local surgeries and services. Family Support Workers to focus on nutrition and signs of health. Health campaigns.</p>		
<p>What are the barriers/gaps?</p> <p>Lack of resources generally. Lack of resources in school. Cost of gym membership. Lack of school holiday activities. Cost of leisure activities. Cooking skills. Nutritional knowledge. Choice of supermarkets – smaller ones such as the CoOp can be expensive. Lack of Sports equipment in school. No teaching of nutrition in schools. Illegal tobacco sales. Gym equipment on Parks not utilised due to lack of guidance. Cheaper prepared meals unhealthier. Shortage of PG's.</p>		
<p>What enablers can help overcome these barriers?</p> <p>Gym membership on prescription. Local Tenants and Residents groups and community associations.</p>		

Youth and Play workers.

Schools.

Local sports clubs, centres and gyms.

Long term health agenda in schools.

Cooking classes schools and the local community.

How can we make services more attractive to hard to reach groups

Weight and blood pressure measuring at events.

Health monitoring in local places of worship.

Health promotion o/s schools directly to parents.

High profile campaigns targeting issues such as nutrition, blood pressure etc

What works well in your area

Partner attendance at summer events.

Walking clubs – Best Foot Forward.

Smoke cessation classes at Ellis Guilford.

Yoga in schools – proposed.

140 kids attend breakfast club at one school in Bestwood.

Reduction in drinking amongst the youngsters.

BASFORD AND BESTWOOD AREA COMMITTEE – 21 SEPTEMBER 2016

Title of paper:	Use of Section 106 Funding on Parks & Open Spaces in Basford	
Directors/ Corporate Directors:	Andy Vaughan, Corporate Director, Commercial & Operations Hugh White, Director, Sport, Culture & Parks	Wards affected: Basford
Report authors and contact details:	James Dymond, Parks Development Manager, 0115 876 4983 James.Dymond@nottinghamcity.gov.uk Eddie Curry, Head of Parks & Open Spaces, 0115 876 4982 Eddie.Curry@nottinghamcity.gov.uk	
Other colleagues who have provided input:	James Tilford, Parks Development Officer Emily Aron, Biodiversity Officer Alex Begg, Allotments Officer	

Relevant Council Plan Key Theme:		
Strategic Regeneration and Development		<input type="checkbox"/>
Schools		<input type="checkbox"/>
Planning and Housing		<input type="checkbox"/>
Community Services		<input type="checkbox"/>
Energy, Sustainability and Customer		<input type="checkbox"/>
Jobs, Growth and Transport		<input type="checkbox"/>
Adults, Health and Community Sector		<input type="checkbox"/>
Children, Early Intervention and Early Years		<input type="checkbox"/>
Leisure and Culture		<input checked="" type="checkbox"/>
Resources and Neighbourhood Regeneration		<input type="checkbox"/>

Summary of issues (including benefits to citizens/service users):

This report sets out proposals for the spend of £95,000 of Section 106 funding on parks, open spaces and allotments in the Basford ward.

Recommendation:	
1	To approve the allocation of the Section 106 funding (from planning application 09/03300/POUT) as set out in the report.

1 REASONS FOR RECOMMENDATIONS

1.1 The Parks Development Officer, Allotment Officer and Biodiversity Officer have set out proposals for the spend of £95,000 Section 106 funding that is now available to spend on the “provision and/or enhancement of open space in the City of Nottingham”. The development that generated the funding was in the Basford ward and so the spend proposals are for Basford.

- 1.2 Whitemoor Nature Reserve is a linear open space running alongside the River Leen between Western Boulevard and Wilkinson Street. The site is a haven for wildlife, providing an important green infrastructure asset on a relatively natural stretch of the otherwise heavily engineered River Leen. Since a cycle-route and boardwalk have been installed allowing the open space to function as a through-route linking St Leodigarius' church to Wilkinson Street, footfall has increased and the quality of this space for users has become all the more important.
- 1.3 The improvements proposed are aimed at improving its quality in terms of biodiversity value as well as accessibility and enjoyment for visitors. Benches would be installed at appropriate locations for people passing through to stop and enjoy the space in comfort. Creation of a wildlife pond at a naturally low and damp part of the site will increase the biodiversity value of the nature reserve and provide complimentary habitat to the existing stretch of river and marsh habitat adjacent to the tram and rail route. This will support a greater range of wildlife, as well as creating a focal point for visitors. New surfaced pathways will link the pond to existing routes. Extensive litter and fly-tipped waste that has accumulated on the nature reserve will be removed and the areas affected levelled and landscaped to make them safe and attractive. Extensive habitat management will be undertaken to make trees safe and to reverse natural succession to scrub that has taken place. The habitat management will create a more open and species-diverse area that will be easier to maintain in the future. Any felled timber will be retained on site as habitat piles for invertebrates and amphibians.
- 1.4 Stockhill Park has benefited from pavilion refurbishment, a new play area and will soon receive a new outdoor gym. However funding is still required for park entrance gates, installing electric shutters on the pavilion and installing a path around the park. It is proposed to allocate £30,000 to the site.
- 1.5 Stockhill Circus contains a small area of approximately 11 allotments many of which are currently unusable due to waste clearance needed. It is proposed to allocate £5,000 to bring this site back into use so that the allotments can be allocated to City residents on the waiting list.
- 1.6 Bagthorpe and Whitemoor Allotments are managed by allotment associations. It is proposed to allocate £30,000 funding to the site to make improvements that will increase the sites' capacity and ability to take on new allotment tenants. These works will also encourage the associations to take on a new lease and/or management agreement with the City Council, which will require that they provide higher standards of customer service, equality and diversity policies and work jointly with the City Council on allotment waiting lists, for example.

2 BACKGROUND (INCLUDING OUTCOMES OF CONSULTATION)

- 2.1 Planning application 09/03300/POUT was an outline application for the erection of 39 dwellings following demolition of existing buildings, at site of Breconshire Dyeworks, Barlock Road.
- 2.2 The planning approval included a Section 106 agreement which agreed that the developer would pay an £82,188.38 open space contribution to Nottingham City Council prior to the occupation of 50% of the housing units.
- 2.3 As the financial contribution was index linked, £95,016.52 was received from BDW Trading Limited in October 2015.

2.4 The Section 106 agreement sets out that this funding must be used “towards the provision and/or enhancement of open space in the City of Nottingham” and must be spent within 5 years of receipt, i.e. by October 2020.

3 OTHER OPTIONS CONSIDERED IN MAKING RECOMMENDATIONS

3.1 If the Section 106 funding is not allocated and spent by October 2020, it would be possible for the developer to reclaim it.

4 FINANCE COMMENTS (INCLUDING IMPLICATIONS AND VALUE FOR MONEY/VAT)

4.1 The spend proposals are summarised as follows:

Site	Proposals	Spend
Whitemoor Nature Reserve	Landscaping Pond creation Path works Site furniture	£30,000
Stockhill Park	Park gates Pavilion shutters Path works around park	£30,000
Stockhill Circus Allotments	Waste clearance to allow re-use of allotments	£5,000
Whitemoor & Bagthorpe Allotments	Path works & access surfacing Security improvements Plot access improvements Power supply	£30,000
TOTAL		£95,000

5 LEGAL AND PROCUREMENT COMMENTS (INCLUDING RISK MANAGEMENT ISSUES, AND LEGAL, CRIME AND DISORDER ACT AND PROCUREMENT IMPLICATIONS)

5.1 Legal comments will be sought at the Delegated Decision stage of approvals.

6 STRATEGIC ASSETS & PROPERTY COMMENTS (FOR DECISION RELATING TO ALL PROPERTY ASSETS AND ASSOCIATED INFRASTRUCTURE) (AREA COMMITTEE REPORTS ONLY)

6.1 N/A

7 EQUALITY IMPACT ASSESSMENT

7.1 An EIA is not required because this report does not include proposals for new or changing policies, services or functions.

8 LIST OF BACKGROUND PAPERS OTHER THAN PUBLISHED WORKS OR THOSE DISCLOSING CONFIDENTIAL OR EXEMPT INFORMATION

8.1 Section 106 agreement: Nottingham City Council and Crestmont Holdings Limited, re development land at Barlock Road, Basford, Nottingham, dated 19 January 2010.

9 PUBLISHED DOCUMENTS REFERRED TO IN COMPILING THIS REPORT

9.1 None.



Bestwood and Basford Area Committee
21 September 2016

Title of paper:	Nottingham City Homes Update	
Director:	Nick Murphy, Chief Executive of Nottingham City Homes	Wards affected: Bestwood & Basford
Report author and contact details:	Leanne Hoban, Decent Neighbourhoods Manager, Nottingham City Homes Leanne.hoban@nottinghamcityhomes.org.uk	
Other colleagues who have provided input:	Wade Adams, Tenancy Estate Manager, Nottingham City Homes wade.adams@nottinghamcityhomes.org.uk 0115 746 9090	

Relevant Council Plan Strategic Priority:

Cutting unemployment by a quarter	<input type="checkbox"/>
Cut crime and anti-social behaviour	<input checked="" type="checkbox"/>
Ensure more school leavers get a job, training or further education than any other City	<input type="checkbox"/>
Your neighbourhood as clean as the City Centre	<input checked="" type="checkbox"/>
Help keep your energy bills down	<input type="checkbox"/>
Good access to public transport	<input type="checkbox"/>
Nottingham has a good mix of housing	<input type="checkbox"/>
Nottingham is a good place to do business, invest and create jobs	<input type="checkbox"/>
Nottingham offers a wide range of leisure activities, parks and sporting events	<input type="checkbox"/>
Support early intervention activities	<input type="checkbox"/>
Deliver effective, value for money services to our citizens	<input checked="" type="checkbox"/>

Summary of issues (including benefits to customers/service users):

The report provides updates on key issues and themes which link back to local priorities and the strategic themes for Nottingham City Homes, including the following key themes:

- Capital Programme and major work;
- Area regeneration and environmental issues;
- key messages from the Tenant and Leasehold Congress;
- Tenant and Residents Associations updates;
- Area performance;
- Good news stories and positive publicity.

Recommendations

1	To note and comment on the update and performance information.
2	To note the allocation of funds for 2016/17 as detailed in Appendix 1.

1. CONSULTATION)

- 1.1 The Nottingham City Homes Update provides a descriptive and statistical picture of what is happening at an area level and invite community representatives to comment, debate, challenge and identify how they can add value to improve their neighbourhoods.
- 1.2 The update also monitors progress in the wards and acts as a catalyst for debate about the key performance issues impacting upon the ward on a quarterly basis.

2 BACKGROUND (INCLUDING OUTCOMES OF CONSULTATION)

- 2.1 Nottingham City Homes previously reported on performance at local Area Panels, Panels that sit below the respective Area Committees. These panels were attended by local residents, local Councillors and partner agencies.
- 2.2 Nottingham City Homes has a goal to 'create homes and places where people want to live' and to give tenants and leaseholders an input in shaping what happens in their area. The Nottingham City Homes Update and Performance Report is one of a number of initiatives that increases the transparency and accountability of the Company's performance.
- 2.3 Following the decision for the Nottingham City Homes reps to attend Area Committee, it was decided to provide the Nottingham City Homes Update Report to Area Committee. Appendices 1 and 2 provide the latest performance position for the committee to note and comment on. Appendix 1 outlines the remaining capital budget for this area for noting.

3 OTHER OPTIONS CONSIDERED IN MAKING RECOMMENDATIONS

None

4 FINANCIAL IMPLICATIONS (INCLUDING VALUE FOR MONEY/VAT)

Budgets are allocated on a yearly basis for each ward and there is an obligation on Nottingham City Homes to ensure that funds are allocated to projects within these budget requirements

5 RISK MANAGEMENT ISSUES (INCLUDING LEGAL IMPLICATIONS AND CRIME AND DISORDER ACT IMPLICATIONS)

None

6 EQUALITY IMPACT ASSESSMENT

- 6.1 Not needed (report does not contain proposals or financial decisions).

7. LIST OF BACKGROUND PAPERS OTHER THAN PUBLISHED WORKS OR THOSE DISCLOSING CONFIDENTIAL OR EXEMPT INFORMATION AND PUBLISHED DOCUMENTS REFERRED TO IN COMPILING THIS REPORT

None

APPENDIX 1: SCHEMES SEEKING APPROVAL 2016/17

Area	Ward	Actual Budget (including carry over from 2015/16)	Schemes Approved	Schemes Committed	Schemes De-Committed	Remaining Budget
2	Bestwood	£137,951.22	£0	£0	£0	£137,951.22
2	Basford	£95,055.70	£0	£0	£0	£95,055.70

Address	Request	Reason	Nottingham City Homes Officer	Cost	Approval
Leybourne Drive Bestwood	Request for funding for phase 2 of the project. We are currently working on phase 1 where we are replacing poor boundaries to NCH and some private properties and upgrading with a high quality black metal railing.	To improve the appearance of this street and assist with completion of the project.	Leanne Hoban	£81,709.59	Approval

This page is intentionally left blank

NCH update report (Appendix 2)



Time: 5:30pm

Date: Wednesday 21ST September 2016

Presented by: Wade Adams

	Item	Executive Summary / Key Points	For information or decision
1	Capital Programme & major works	Report remains the same from previous Area Committee in May 2016.	Information
2 Page 39	Area Regeneration and Environmental Issues	<p>New build</p> <p>Eastglade The site is located in Top Valley in the Bestwood ward. It can be accessed via Whitcombe Gardens, off Bestwood Park Road West. The site was formerly home to the Eastglade Primary and Nursery School, which closed in August 2007 as a result of amalgamation. NCH would like to consider the development of 44 new eco- homes on part of the site. These new homes would be built to Passive House standards, to provide highly energy efficient homes and to help meet the council's commitment to "deliver low carbon homes in the most disadvantaged communities. The remainder of the site would be developed as a community food growing project. In their simplest form, community food growing projects enable people to grow produce at low cost, whilst encouraging healthy eating and lifestyle habits. Food produced locally is made available to the wider community at low cost, or even provided for free. These plans are for consideration, NCH are working with Rebalancing the Outer Estates Foundation on the project.</p> <p>Twenty bungalows plus communal units are to be built on Hazel Hill, Bestwood – Robert Woodhead will be undertaking the build. NCH Direct Labour Organisation to build eight homes which will be completed during 2017.</p>	Information

		<p><u>Bestwood</u> We are currently working on the major fencing scheme on Leybourne Drive and this will be a mirror image of the Raymede Drive scheme that was a huge success. The first phase of Leybourne Drive will be completed mid-August and we are asking this area committee for further funding from the Bestwood Environmental Budget towards a phase 2 of this project to work towards completion of the street.</p> <p><u>Basford</u> Order recently placed with NCC for the completion of the landscaping works to the Oakleigh Street flats. This will be delivered by NCC in October 2016.</p> <p>We are still waiting for NCC to confirm plans for the Toton Close Project as funding was agreed at Area Committee in June 2015 and is on hold until designs agreed and consultation undertaken with residents.</p>	
c) Page 40	Key messages from the Tenant and Leasehold Congress	<p>The secret of Nottingham City Homes' success over recent years has been genuine tenant and leaseholder involvement – seeking out our customers' views, and putting their interests at the heart of what we do.</p> <p>In the build-up to this year's NCH Tenant Fun Day on 17th September at Bulwell Academy, we will be working with teams across the business to deliver our first ever NCH Involvement Week running from the 12th to 16th September.</p> <p>We want to use this week to celebrate our success and increase awareness amongst staff, tenants, leaseholders, and partners about the many opportunities available and ways people can get involved in helping to 'make their neighbourhood an even better place to live'.</p>	Information
4	Tenant and Residents Associations updates	<p>Highbury Vale TRA The TRA continue to advocate on issues on behalf of the community of Highbury Vale. They meet monthly at Our Lady's the community held at Our Lady Of Perpetual Succour R C Church on Brooklin Road. The group will also be holding a family fun day on Saturday 6th August on the play area and filed on Kersall Drive.</p> <p>Stockhill and Ladbrooke Tenants and Residents (SALTAR)</p>	Information









		<p>The group's picnic in the park event on Friday 22nd April went off well despite the cold weather. The TRA are holding an anniversary event to mark the opening of the play area on 10th August and continue to hold their monthly meetings at the Pavilion in Stockhill Park.</p> <p>Rosegay TRA The group continue to work on issues that are of interest and concern to local residents and are providing football sessions for local children.</p>	
5	Area Performance Figures	See Performance Report below	Information
6	Good news stories & positive publicity	<p>Fitness Sessions in Nottingham North from Fit in the Community</p> <ul style="list-style-type: none"> • Yoga takes place on Wednesdays at 10 - 11am and Friday's 10.15 – 10.45 at Bulwell Forest Gardens, Austin Street • Insanity takes place at Crabtree Community Centre, Bulwell every Tuesday between 6.30 pm and 7.30 pm <p>All Sessions are free.</p> <p>Swim or Fit for a £1 For £1 tenants and leaseholders can use the gym or attend fitness classes at any of the Nottingham City Council fitness centres. This offer is currently running alongside the very successful swim for a £1 running at any Nottingham city council swimming pools.</p> <p>For more information contact NCH Involvement Team on 0115 746 910 www.fitinthecommunity.com</p> <p>Tenant Academy All tenant Academy courses are free to NCH tenants and groups. A range of courses are available for tenants and leaseholders to access from Lunch and learn money matters, IT and construction skills to starting your own business.</p>	Information

	<p>IT for Universal Credit This course is aimed at supporting tenants who will have to apply for future welfare benefits on line</p> <p>Click Silver It and internet safety training for people aged 60 and over. This six week course will allow participants to learn at their own pace with a personal mentor form Bulwell Academy. The next course starts in October 2016.</p> <p>For a full list of courses and booking details contact the Involvement Team on 0115 746 9100 or the website below.</p> <p>http://www.nottinghamcityhomes.org.uk/get-involved/tenant-academy/</p>	
--	---	--









Area report - Bestwood & Basford

Generated on: 26 July 2016





AC2-1 Anti-social behaviour

Performance indicator and definition	Target	2015/16			2014/15	2013/14	Latest Note
		Value	Status	Long Trend	Value	Value	
% of ASB cases resolved – Bestwood <i>Note: This PI measures the proportion of ASB cases NCH has successfully resolved. Data for this PI is not available by ward and is reported by Housing Office.</i>	97.8%	99.56%			100%	99.3%	100% target met for the month of June by HPMs managing cases on ReACT and working with complainants and alleged perpetrators to resolve ASB issues
% of ASB cases resolved by first intervention – Bestwood <i>Note: This PI monitors how many ASB cases NCH resolved on the first intervention e.g. written warning. Data for this indicator is not available by ward and is reported by Housing Office.</i>	85%	92.07%			88.24%	88.28%	In June there was on case which was not resolved at first intervention. The ASB case was dog nuisance, warning letter and HPM interviewing alleged perp failed to resolve the issue so the case was commissioned to Community Protection for enforcement action and a court injunction was secured which then resolved the issue.
Number of new ASB cases – Bestwood <i>Note: Data for this PI is only available by Housing Office.</i>		189			188	130	Year to date there has been a decrease in the number of new ASB cases (49) when compared to 2013/14 (69).
Tenant satisfaction with the ASB service <i>Note: . Overall tenant satisfaction with the ASB service - The average score (out of 10) for each survey question. Data for this indicator is not available by ward.</i>	8.5	7.1			7.51	7.3	Tenant satisfaction with the ASB service has improved. We received the highest scores for the support provided, ease of reporting, and willingness to report ASB in the future. CommUNITY mediation service will be launched in the summer to support early intervention and is expected to positively impact on customer satisfaction To further drive performance improvement we will continue to undertake regular case supervision and regular case quality checks.





AC2-2 Repairs



Performance indicator and definition	Target	2015/16			2014/15	2013/14	Latest Note
		Value	Status	Long Trend	Value	Value	
% of repairs completed in target – AC - Bestwood & Basford <i>Note: This PI monitors the proportion of repairs being completed within agreed timescales.</i>	96%	96.39%			97.75%	97.42%	WS-July-2016 Performance has increase to 96.39%. Performance is now in target and we continue to monitor this to improve further. We are in the process of modernising the Repairs and Maintenance service to gain further Value for Money and improvements in performance.
% of repairs completed in target – Basford Ward <i>Note: This PI monitors the proportion of repairs being completed within agreed timescales.</i>	96%	96.26%			97.56%	97.38%	WS-July-2016 Performance has increase to 96.26%. Performance is now in target and we continue to monitor this to improve further. We are in the process of modernising the Repairs and Maintenance service to gain further Value for Money and improvements in performance.
% of repairs completed in target – Bestwood Ward <i>Note: This PI monitors the proportion of repairs being completed within agreed timescales.</i>	96%	96.46%			97.85%	97.45%	WS-July-2016 Performance has increase to 96.46%. Performance is now in target and we continue to monitor this to improve further. We are in the process of modernising the Repairs and Maintenance service to gain further Value for Money and improvements in performance.
Tenant satisfaction with the repairs service <i>Note: Data for this PI is only available citywide</i>	9.1	9.1			8.9	8.78	WS- July- 2016 Performance is in target for the month at 9.1%. We continue to look at introducing service improvements through the repairs modernisation and monitor customer satisfaction data to highlight and inform these service improvements.

AC2-3 Rent Collection







Performance indicator and definition	Target	2015/16			2014/15	2013/14	Latest Note
		Value	Status	Long Trend	Value	Value	
<p>% of rent collected</p> <p><i>Note: This PI measures the amount of rent collected (including tenant arrears) as a percentage of rent due for the current year. Data for this indicator is not available by ward and is reported city wide.</i></p> <p><i>Trend shows as improving if value is over 100% as arrears are decreasing.</i></p>	100%	100.25%			100.56%	100.02%	<p>Although we had an exceptionally good start to the year last year, with a collection rate above 100%, typically the pattern of income collection is that there is a dip at the beginning of the financial year. This is due in part to benefit uprates which do take some time to co-ordinate with Housing Benefit. Measures are in place to ensure that income collection is maximised this year. The RAMs have been moved into new teams from the very beginning of the financial year and are being made aware of their new targets through 1-2-1s. There is new reporting in place for RAM activity and this is reported weekly to the RAMs and the management team. We continue to be affected by bedroom tax cases, and we now have 62 UC cases with a total debt of £32,682. These cases are being robustly managed and we hope to have 3 new members of the team starting in June.</p>
<p>% of tenancies ending due to eviction</p> <p><i>Note: This PI monitors the percentage of tenants being evicted due to rent arrears and is reported citywide.</i></p>	0.45%	0.43%			0.56%	0.74%	<p>This indicator will be on target by the end of the financial year. WE are currently only 0.02% behind target and as we are not carrying out any further evictions during March we will be on target. We have done 101 evictions so far this year and at this point last year we had done 129.</p>

AC2-4a Empty properties - Average relet time







Performance indicator and definition	Target	2015/16			2014/15	2013/14	Latest Note
		Value	Status	Long Trend	Value	Value	
<p>Average void re-let time (calendar days) – AC - Bestwood & Basford</p> <p><i>Note: This PI measures how long it takes NCH to re-let empty properties from the end of the old tenancy to the start of the new tenancy</i></p> <p>Page 46</p>		27			30.71	35.93	<p>Void performance summary: There are currently 39 empty properties in the Area Committee 2 area. The average time to relet properties in the Area Committee 2 area is 26 days. There have been 71 new lettings this year. The city wide time to let empty properties is 25. Our voids processes have recently undergone a review. In the long term this should result in an improvement in performance. There are still some long term/hard to let properties in the system which have an adverse effect on performance. The longest a property has been empty in this area is 36 weeks. Our lettings teams are working hard to find appropriate tenants for this property and others in the area</p>
<p>Average void re-let time (calendar days) – Basford Ward</p> <p><i>Note: This PI measures how long it takes NCH to re-let empty properties from the end of the old tenancy to the start of the new tenancy</i></p>		33.19			24.43	24.23	<p>Void performance summary: There are currently 9 empty properties in the Basford ward area. The average time to relet properties in the Basford ward area is 37 days. There have been 21 new lettings this year. The city wide time to let empty properties is 25. Our voids processes have recently undergone a review. In the long term this should result in an improvement in performance. There are still some long term/hard to let properties in the system which have an adverse effect on performance. The longest a property has been empty in this area is 36 weeks. Our lettings teams are working hard to find appropriate tenants for this property and others in the area</p>

<p>Average void re-let time (calendar days) – Bestwood Ward</p> <p><i>Note: This PI measures how long it takes NCH to re-let empty properties from the end of the old tenancy to the start of the new tenancy</i></p>		24.17			32.89	39.46	<p>Void performance summary: There are currently 30 empty properties in the Bestwood ward area. The average time to relet properties in the Bestwood ward area is 21 days. There have been 50 new lettings this year. The city wide time to let empty properties is 25. Our voids processes have recently undergone a review. In the long term this should result in an improvement in performance. There are still some long term/hard to let properties in the system which have an adverse effect on performance. The longest a property has been empty in this area is 8 weeks. The lettings service houses around 200 families each month around the city.</p>
---	--	-------	--	---	-------	-------	---







AC2-4b Empty properties - Lettable voids

Performance indicator and definition	Target	2015/16			2014/15	2013/14	Latest Note
		Value	Status	Long Trend	Value	Value	
Number of lettable voids – AC - Bestwood & Basford <i>Note: Lettable voids are empty properties available for re-letting. They will receive repair work and then be re-let to a new tenant.</i>		28			46	41	For information only
Number of lettable voids – Basford Ward <i>Note: Lettable voids are empty properties available for re-letting. They will receive repair work and then be re-let to a new tenant.</i>		9			16	5	For information only
Number of lettable voids – Bestwood Ward <i>Note: Lettable voids are empty properties available for re-letting. They will receive repair work and then be re-let to a new tenant.</i>		19			30	36	For information only

AC2-4c Empty properties - Decommissioning

Performance indicator and definition	Target	2015/16			2014/15	2013/14	Latest Note
		Value	Status	Long Trend	Value	Value	
<p>Number of empty properties awaiting decommission – AC - Bestwood & Basford</p> <p>Note: This PI shows the number of empty properties which will not be re-let and includes those being decommissioned and / or demolished.</p>		1			1	7	This relates to a property awaiting demolition with a new build bungalow planned as a replacement
<p>Number of empty properties awaiting decommission – Basford Ward</p> <p>Note: This PI shows the number of empty properties which will not be re-let and includes those being decommissioned and / or demolished.</p>		1			1	2	This relates to a property awaiting demolition with a new build bungalow planned as a replacement
<p>Number of empty properties awaiting decommission – Bestwood Ward</p> <p>Note: This PI shows the number of empty properties which will not be re-let and includes those being decommissioned and / or demolished.</p>		0			0	5	Not applicable









AC2-5 Tenancy sustainment

Performance indicator and definition	Target	2015/16			2014/15	2013/14	Latest Note
		Value	Status	Long Trend	Value	Value	
Percentage of new tenancies sustained - AC - Bestwood & Basford <i>Note: This PI measures the number of new tenants who are still in their tenancy 12 months later.</i>	96.5%	92.92%			95.15%	92%	Currently behind target but HPMs working with Lettings Team to accompany at sign up to make early interventions with new customers to help sustain tenancies.
Percentage of new tenancies sustained - Basford Ward <i>Note: This PI measures the number of new tenants who are still in their tenancy 12 months later.</i>	96.5%	93.68%			94.12%	95.79%	114 tenancies created, 105 tenancies sustained, 9 tenancies lost.
Percentage of new tenancies sustained - Bestwood Ward <i>Note: This PI measures the number of new tenants who are still in their tenancy 12 months later.</i>	96.5%	92.62%			95.52%	90.59%	248 tenancies created, 228 tenancies sustained, 20 tenancies lost.

Area report - Bestwood & Basford (Appendix 3)









Generated on: 26 July 2016

AC2-1 Anti-social behaviour





Performance indicator and definition	Target	2015/16			2014/15	2013/14	Latest Note
		Value	Status	Long Trend	Value	Value	
% of ASB cases resolved – Bestwood <i>Note: This PI measures the proportion of ASB cases NCH has successfully resolved. Data for this PI is not available by ward and is reported by Housing Office.</i>	97.8%	99.56%			100%	99.3%	100% target met for the month of June by HPMs managing cases on ReACT and working with complainants and alleged perpetrators to resolve ASB issues
% of ASB cases resolved by first intervention – Bestwood <i>Note: This PI monitors how many ASB cases NCH resolved on the first intervention e.g. written warning. Data for this indicator is not available by ward and is reported by Housing Office.</i>	85%	92.07%			88.24%	88.28%	In June there was on case which was not resolved at first intervention. The ASB case was dog nuisance, warning letter and HPM interviewing alleged perp failed to resolve the issue so the case was commissioned to Community Protection for enforcement action and a court injunction was secured which then resolved the issue.
Number of new ASB cases – Bestwood <i>Note: Data for this PI is only available by Housing Office.</i>		189			188	130	Year to date there has been a decrease in the number of new ASB cases (49) when compared to 2013/14 (69).
Tenant satisfaction with the ASB service <i>Note: . Overall tenant satisfaction with the ASB service - The average score (out of 10) for each survey question. Data for this indicator is not available by ward.</i>	8.5	7.1			7.51	7.3	Tenant satisfaction with the ASB service has improved. We received the highest scores for the support provided, ease of reporting, and willingness to report ASB in the future. CommUNITY mediation service will be launched in the summer to support early intervention and is expected to positively impact on customer satisfaction To further drive performance improvement we will continue to undertake regular case

							supervision and regular case quality checks.
--	--	--	--	--	--	--	--





AC2-2 Repairs



Performance indicator and definition	Target	2015/16			2014/15	2013/14	Latest Note
		Value	Status	Long Trend	Value	Value	
% of repairs completed in target – AC - Bestwood & Basford <i>Note: This PI monitors the proportion of repairs being completed within agreed timescales.</i>	96%	96.39%			97.75%	97.42%	WS-July-2016 Performance has increase to 96.39%. Performance is now in target and we continue to monitor this to improve further. We are in the process of modernising the Repairs and Maintenance service to gain further Value for Money and improvements in performance.
% of repairs completed in target – Basford Ward <i>Note: This PI monitors the proportion of repairs being completed within agreed timescales.</i>	96%	96.26%			97.56%	97.38%	WS-July-2016 Performance has increase to 96.26%. Performance is now in target and we continue to monitor this to improve further. We are in the process of modernising the Repairs and Maintenance service to gain further Value for Money and improvements in performance.
% of repairs completed in target – Bestwood Ward <i>Note: This PI monitors the proportion of repairs being completed within agreed timescales.</i>	96%	96.46%			97.85%	97.45%	WS-July-2016 Performance has increase to 96.46%. Performance is now in target and we continue to monitor this to improve further. We are in the process of modernising the Repairs and Maintenance service to gain further Value for Money and improvements in performance.
Tenant satisfaction with the repairs service <i>Note: Data for this PI is only available citywide</i>	9.1	9.1			8.9	8.78	WS- July- 2016 Performance is in target for the month at 9.1%. We continue to look at introducing service improvements through the repairs modernisation and monitor customer satisfaction data to highlight and inform these service improvements.

AC2-3 Rent Collection







Performance indicator and definition	Target	2015/16			2014/15	2013/14	Latest Note
		Value	Status	Long Trend	Value	Value	
<p>% of rent collected</p> <p><i>Note: This PI measures the amount of rent collected (including tenant arrears) as a percentage of rent due for the current year. Data for this indicator is not available by ward and is reported city wide.</i></p> <p><i>Trend shows as improving if value is over 100% as arrears are decreasing.</i></p>	100%	100.25%			100.56%	100.02%	<p>Although we had an exceptionally good start to the year last year, with a collection rate above 100%, typically the pattern of income collection is that there is a dip at the beginning of the financial year. This is due in part to benefit uprates which do take some time to co-ordinate with Housing Benefit. Measures are in place to ensure that income collection is maximised this year. The RAMs have been moved into new teams from the very beginning of the financial year and are being made aware of their new targets through 1-2-1s. There is new reporting in place for RAM activity and this is reported weekly to the RAMs and the management team. We continue to be affected by bedroom tax cases, and we now have 62 UC cases with a total debt of £32,682. These cases are being robustly managed and we hope to have 3 new members of the team starting in June.</p>
<p>% of tenancies ending due to eviction</p> <p><i>Note: This PI monitors the percentage of tenants being evicted due to rent arrears and is reported citywide.</i></p>	0.45%	0.43%			0.56%	0.74%	<p>This indicator will be on target by the end of the financial year. WE are currently only 0.02% behind target and as we are not carrying out any further evictions during March we will be on target. We have done 101 evictions so far this year and at this point last year we had done 129.</p>

AC2-4a Empty properties - Average relet time







Performance indicator and definition	Target	2015/16			2014/15	2013/14	Latest Note
		Value	Status	Long Trend	Value	Value	
<p>Average void re-let time (calendar days) – AC - Bestwood & Basford</p> <p><i>Note: This PI measures how long it takes NCH to re-let empty properties from the end of the old tenancy to the start of the new tenancy</i></p> <p>Page 55</p>		27			30.71	35.93	<p>Void performance summary: There are currently 39 empty properties in the Area Committee 2 area. The average time to relet properties in the Area Committee 2 area is 26 days. There have been 71 new lettings this year. The city wide time to let empty properties is 25. Our voids processes have recently undergone a review. In the long term this should result in an improvement in performance. There are still some long term/hard to let properties in the system which have an adverse effect on performance. The longest a property has been empty in this area is 36 weeks. Our lettings teams are working hard to find appropriate tenants for this property and others in the area</p>
<p>Average void re-let time (calendar days) – Basford Ward</p> <p><i>Note: This PI measures how long it takes NCH to re-let empty properties from the end of the old tenancy to the start of the new tenancy</i></p>		33.19			24.43	24.23	<p>Void performance summary: There are currently 9 empty properties in the Basford ward area. The average time to relet properties in the Basford ward area is 37 days. There have been 21 new lettings this year. The city wide time to let empty properties is 25. Our voids processes have recently undergone a review. In the long term this should result in an improvement in performance. There are still some long term/hard to let properties in the system which have an adverse effect on performance. The longest a property has been empty in this area is 36 weeks. Our lettings teams are working hard to find appropriate tenants for this property and others in the area</p>

<p>Average void re-let time (calendar days) – Bestwood Ward</p> <p><i>Note: This PI measures how long it takes NCH to re-let empty properties from the end of the old tenancy to the start of the new tenancy</i></p>		24.17			32.89	39.46	<p>Void performance summary: There are currently 30 empty properties in the Bestwood ward area. The average time to relet properties in the Bestwood ward area is 21 days. There have been 50 new lettings this year. The city wide time to let empty properties is 25. Our voids processes have recently undergone a review. In the long term this should result in an improvement in performance. There are still some long term/hard to let properties in the system which have an adverse effect on performance. The longest a property has been empty in this area is 8 weeks. The lettings service houses around 200 families each month around the city.</p>
---	--	-------	--	---	-------	-------	---







AC2-4b Empty properties - Lettable voids

Performance indicator and definition	Target	2015/16			2014/15	2013/14	Latest Note
		Value	Status	Long Trend	Value	Value	
Number of lettable voids – AC - Bestwood & Basford <i>Note: Lettable voids are empty properties available for re-letting. They will receive repair work and then be re-let to a new tenant.</i>		28			46	41	For information only
Number of lettable voids – Basford Ward <i>Note: Lettable voids are empty properties available for re-letting. They will receive repair work and then be re-let to a new tenant.</i>		9			16	5	For information only
Number of lettable voids – Bestwood Ward <i>Note: Lettable voids are empty properties available for re-letting. They will receive repair work and then be re-let to a new tenant.</i>		19			30	36	For information only

AC2-4c Empty properties - Decommissioning

Performance indicator and definition	Target	2015/16			2014/15	2013/14	Latest Note
		Value	Status	Long Trend	Value	Value	
<p>Number of empty properties awaiting decommission – AC - Bestwood & Basford</p> <p>Note: This PI shows the number of empty properties which will not be re-let and includes those being decommissioned and / or demolished.</p>		1			1	7	This relates to a property awaiting demolition with a new build bungalow planned as a replacement
<p>Number of empty properties awaiting decommission – Basford Ward</p> <p>Note: This PI shows the number of empty properties which will not be re-let and includes those being decommissioned and / or demolished.</p>		1			1	2	This relates to a property awaiting demolition with a new build bungalow planned as a replacement
<p>Number of empty properties awaiting decommission – Bestwood Ward</p> <p>Note: This PI shows the number of empty properties which will not be re-let and includes those being decommissioned and / or demolished.</p>		0			0	5	Not applicable

AC2-5 Tenancy sustainment

Performance indicator and definition	Target	2015/16			2014/15	2013/14	Latest Note
		Value	Status	Long Trend	Value	Value	
Percentage of new tenancies sustained - AC - Bestwood & Basford <i>Note: This PI measures the number of new tenants who are still in their tenancy 12 months later.</i>	96.5%	92.92%			95.15%	92%	Currently behind target but HPMs working with Lettings Team to accompany at sign up to make early interventions with new customers to help sustain tenancies.
Percentage of new tenancies sustained - Basford Ward <i>Note: This PI measures the number of new tenants who are still in their tenancy 12 months later.</i>	96.5%	93.68%			94.12%	95.79%	114 tenancies created, 105 tenancies sustained, 9 tenancies lost.
Percentage of new tenancies sustained - Bestwood Ward <i>Note: This PI measures the number of new tenants who are still in their tenancy 12 months later.</i>	96.5%	92.62%			95.52%	90.59%	248 tenancies created, 228 tenancies sustained, 20 tenancies lost.

This page is intentionally left blank

BASFORD AND BESTWOOD AREA COMMITTEE – 21 September 2016

Title of paper:	Area Committee Finance and Delegated Authority – Q1 April to May 2016	
Director:	Dave Halstead Director of Neighbourhood Services	Wards affected: Basford and Bestwood
Report authors and contact details:	Dale Griffin Neighbourhood Development Officer - Bestwood Ward 0115 8833736 dale.griffin@nottinghamcity.gov.uk Gursharan Singh Nijran Neighbourhood Development Officer - Basford Ward Tel 0115 8833734 gursharan.nijran@nottinghamcity.gov.uk	
Other colleagues who have provided input:	Kate Spencer Finance Assistant kate.spencer@nottinghamcity.gov.uk Tel 0115 876 2765	

Relevant Council Plan Key Theme:

Strategic Regeneration and Development	<input type="checkbox"/>
Schools	<input checked="" type="checkbox"/>
Planning and Housing	<input type="checkbox"/>
Community Services	<input checked="" type="checkbox"/>
Energy, Sustainability and Customer	<input type="checkbox"/>
Jobs, Growth and Transport	<input type="checkbox"/>
Adults, Health and Community Sector	<input checked="" type="checkbox"/>
Children, Early Intervention and Early Years	<input checked="" type="checkbox"/>
Leisure and Culture	<input checked="" type="checkbox"/>
Resources and Neighbourhood Regeneration	<input checked="" type="checkbox"/>

Summary of issues (including benefits to citizens/service users):

This report advises the Area 2 Committee of the use of delegated authority by the Director of Communities and provides an up to date finance report.

Recommendation:

1	That the Area Committee notes the actions agreed by the Director of Neighbourhood Services in respect of projects and schemes within Area 2, detailed in Appendix A and B.
----------	--

1 REASONS FOR RECOMMENDATIONS

- 1.1 Records detailing Members spending decisions and consultation are shown in the attached Appendix. In accordance with the Constitution the Area Committee is

required to note spending decisions taken by Ward Members. This report outlines the spending decisions for the new financial year for the quarter April to June 2016.

2 BACKGROUND (INCLUDING OUTCOMES OF CONSULTATION)

- 2.1 This action follows the arrangements established by the Executive Board to allow for spending approvals through individual Members budget allocations and Area Committee Finances.

3 OTHER OPTIONS CONSIDERED IN MAKING RECOMMENDATIONS

- 3.1 Not to provide the funding outlined in Appendix A and B but the funding requested will provide additional services or benefit to residents of Bestwood and Basford wards.

4 FINANCE COMMENTS (INCLUDING IMPLICATIONS AND VALUE FOR MONEY/VAT)

- 4.1 Members have an individual allocation for 2016/17 of £5,000.
- 4.2 The full balance has not been allocated. Further projects will be reported to a subsequent committee.

5 LEGAL AND PROCUREMENT COMMENTS (INCLUDING RISK MANAGEMENT ISSUES, AND LEGAL, CRIME AND DISORDER ACT AND PROCUREMENT IMPLICATIONS)

- 5.1 These arrangements provide transparency and regulation to the spending of individual Member's allocation.
- 5.2 The funds allocated by Area Committee are used to address diverse needs from various sections of the community and reduce inequalities.

6 STRATEGIC ASSETS & PROPERTY COMMENTS (FOR DECISION RELATING TO ALL PROPERTY ASSETS AND ASSOCIATED INFRASTRUCTURE) (AREA COMMITTEE REPORTS ONLY)

- 6.1 None.

7 EQUALITY IMPACT ASSESSMENT

- 7.1 Not needed - report does not contain proposals. Individual Councillors make decisions about their allocations and many groups funded seek to reduce inequalities)

8 LIST OF BACKGROUND PAPERS OTHER THAN PUBLISHED WORKS OR THOSE DISCLOSING CONFIDENTIAL OR EXEMPT INFORMATION

- 8.1 Delegated authority for each scheme listed in Appendix A & B is held by the Committee Section.

9 PUBLISHED DOCUMENTS REFERRED TO IN COMPILING THIS REPORT

- 9.1 Executive Board – 20 May 2008 – Ward Member Budgets

APPENDIX A

Basford Ward Budget Allocations 2016/17

Allocated Schemes: Basford Ward	Councillor(s)	Amount (total)
Nottingham Carnival	Arnold, Norris and Woodings	£290
Basford School Book Vouchers	Arnold, Norris and Woodings	£5,195
Music Hub Residential Music Camp	Arnold, Norris and Woodings	£240
Literacy Club Volunteers	Arnold, Norris and Woodings	£340
Our Ladies Church Hall IT Equipment	Arnold, Norris and Woodings	£350
Vernon Park Summer Fun Day 2016	Arnold, Norris and Woodings	£3,500
TOTAL		£9,915

Balance brought forward 2015/16	£5,550
Allocation 2016/17	£15,000
Total available allocation	£20,550
Total allocated at 31/05/2016	£9,915
Total unallocated at 31/05/2016	£10,635

Schemes committed but not allocated		
Highbury Vale Summer Fun Day 2016	Arnold, Norris and Woodings	£650
Stockhill Park Summer Fun Day 2016	Arnold, Norris and Woodings	£750
NCC Lincoln Street Scouts Hut Area Clean Up	Arnold, Norris and Woodings	£500
Notice Board for Bagthorpe Allotments	Arnold, Norris and Woodings	£300
	Arnold, Norris and Woodings	
TOTAL		£2,200

APPENDIX B

Bestwood Ward Budget Allocations 2016/17

Allocated Schemes: Bestwood Ward	Councillor(s)	Amount (total)
Southglade Library Garden	Grocock, Smith and Wildgust	£375
Bestwood Christmas Event 2016	Grocock, Smith and Wildgust	£13,500
Bestwood's Got Talent 2017	Grocock, Smith and Wildgust	£1,000

Schemes to be de-committed: Bestwood Ward	Councillor(s)	Amount (total)

Balance Brought forward 2015/16	£10,176
Allocation 2016/17	£15,000
Total Available Allocation	£25,176
Total allocated at 31/05/2016	£14,875
Total unallocated at 31/05/2016	£10,301

Schemes committed but not allocated		
Money box	Grocock, Smith and Wildgust	£250
Love You Love Bestwood Event	Grocock, Smith and Wildgust	£565
Southglade Park Live	Grocock, Smith and Wildgust	£1,500
AWEF Workshops	Grocock, Smith and Wildgust	£500
TOTAL		£2,815

BASFORD AND BESTWOOD AREA COMMITTEE – 21 SEPTEMBER 2016

Title of paper:	AREA CAPITAL FUND - 2016/17 PROGRAMME	
Director:	Dave Halstead Director of Neighbourhood Services	Wards affected: Basford and Bestwood
Report authors and contact details:	Dale Griffin Neighbourhood Development Officer - Bestwood Ward 0115 8833736 dale.griffin@nottinghamcity.gov.uk Gursharan Singh Nijran Neighbourhood Development Officer - Basford Ward Tel 0115 8833734 gursharan.nijran@nottinghamcity.gov.uk	
Other colleagues who have provided input:	Nancy Hudson, Projects Officer, Highway Services Tel: 0115 8765633 nancy.hudson@nottinghamcity.gov.uk	

Relevant Council Plan Key Theme:

Strategic Regeneration and Development	<input checked="" type="checkbox"/>
Schools	<input type="checkbox"/>
Planning and Housing	<input type="checkbox"/>
Community Services	<input type="checkbox"/>
Energy, Sustainability and Customer	<input type="checkbox"/>
Jobs, Growth and Transport	<input checked="" type="checkbox"/>
Adults, Health and Community Sector	<input type="checkbox"/>
Children, Early Intervention and Early Years	<input type="checkbox"/>
Leisure and Culture	<input type="checkbox"/>
Resources and Neighbourhood Regeneration	<input checked="" type="checkbox"/>

Summary of issues (including benefits to citizens/service users):

This report provides Councillors with the latest spend proposals under the Area Capital Fund, including highways and footways.

Recommendations:

1	That the Committee note the Area Capital monies available to Bestwood and Basford in 2016/17 as outlined in Appendix 1.
2	That the Committee approves the committed Area Capital schemes for Bestwood as detailed in Appendix 1.

1 REASONS FOR RECOMMENDATIONS

- 1.1 The Nottingham LTP 2011-2026 maintains a commitment to deliver local transport improvements across Nottingham's Neighbourhoods and prioritises small scale transport improvements of importance to local communities.
- 1.2 As part of the budget process Nottingham City Council approved at the Executive Board meeting on 23 February 2016 an LTP capital allocation of £1.25 million citywide between 2016-17. At the same meeting a citywide allocation of General Fund Element (public realm) of £750,000 was agreed.
- 1.3 To give opportunity for the Area Committee to make comment on suggested schemes and their progress

2 BACKGROUND (INCLUDING OUTCOMES OF CONSULTATION)

- 2.1 The Area Capital Programme was established in 2006 to improve the environment of the neighbourhoods and to create a sense of place for residents in order to improve the quality of life of local people. The improvements that have been carried out to date using this programme, have included: footpaths, fences, visual enhancements to public realm, refurbishment of parks and improvements to public buildings.
- 2.2 Resources are allocated from the Nottingham City Council general fund and the Local Transport Plan (LTP). To achieve a joint approach to environmental improvements in neighbourhoods, a greater degree of flexibility has been established to prioritise and deliver improvements so that there is a synergy in local solutions for local issues across neighbourhoods.
- 2.3 The programme of works is a rolling programme. There have been instances where schemes are started, with strong community involvement and interest, only to be altered at a later stage due to changing circumstances such as economic conditions and changes in land values.
- 2.4 The Area Committee, particularly community representatives, are invited to comment specifically on those schemes identified in the proposals column and also to consider whether certain schemes can be linked to other programmes of work in order to generate best value and create a greater impact on the local area.

3 OTHER OPTIONS CONSIDERED IN MAKING RECOMMENDATIONS

- 3.1 None.

4 FINANCE COMMENTS (INCLUDING IMPLICATIONS AND VALUE FOR MONEY/VAT)

- 4.1 Bringing together the various strands which form part of the Area Capital Programme enables the City Council to respond efficiently in delivering on public realm improvements as identified by local people.

5 LEGAL AND PROCUREMENT COMMENTS (INCLUDING RISK MANAGEMENT ISSUES, AND LEGAL, CRIME AND DISORDER ACT AND PROCUREMENT IMPLICATIONS)

5.1 A risk register has been produced which is regularly monitored.

6 STRATEGIC ASSETS & PROPERTY COMMENTS (FOR DECISION RELATING TO ALL PROPERTY ASSETS AND ASSOCIATED INFRASTRUCTURE) (AREA COMMITTEE REPORTS ONLY)

6.1 None

7 EQUALITY IMPACT ASSESSMENT

7.1 An EIA is not required as this is not a new or changing policy, service or function.

8 LIST OF BACKGROUND PAPERS OTHER THAN PUBLISHED WORKS OR THOSE DISCLOSING CONFIDENTIAL OR EXEMPT INFORMATION

8.1 Highways Framework Agreement.

9 PUBLISHED DOCUMENTS REFERRED TO IN COMPILING THIS REPORT

9.1 Executive Board Report, 23 February 2016, as part of Item 82, Medium Term Financial Plan 2016/17-2018/19, under Annex 3, Capital Programme.

This page is intentionally left blank

Appendix 1

Basford Area Capital 2016 - 2017 Programme

Basford LTP schemes

Location	Type	Councillor Prioritised / Area Committee Approved	Estimate	Estimated start date	Completed	Details

Total LTP schemes* £0

Basford Public Realm schemes

Location	Type	Councillor Prioritised / Area Committee Approved	Estimate	Estimated start date	Completed	Details

Total Public Realm schemes** £0

Basford Withdrawn schemes

Location	Type	Reason	Amount	Details
<i>No decommitments to date</i>				

Total Decommited*** £0

2016 - 2017 LTP allocation	£64,900
LTP carried forward from 2015 - 2016	£0
2016 - 2017 Public Realm allocation	£38,900
Public Realm carried forward from 2015 - 2016	£13,312
Total Available 2016 - 2017 ACF	£117,112
*Less LTP schemes	- £0
**Less Public Realm schemes	- £0
***Decommited funds	+ £0
Remaining available balance	£117,112
LTP element remaining	£64,900
Public Realm element remaining	£52,212

Bestwood Area Capital 2016 - 2017 Programme

Bestwood LTP schemes

Location	Type	Councillor Prioritised / Area Committee Approved	Estimate	Estimated start date	Completed	Details
Schools road safety	signage and lining	Prioritised 2 August 2016	£3,000			Assessment and replacement of signs / lines outside schools in identified locations across the ward - lead service: Traffic & Safety
Arnold Road shops (Landcroft Crescent)	study/TRO	Approved by DA 8 April 2016	£8,525			Feasibility study into parking issues at Arnold Road shops and TRO/verge order to address these (subject to outcome of study) - lead service: Traffic & Safety
Arnold Road shops (Leen Valley)	TRO	Approved May 2016	£22,000			Construction of layby and implementation of TRO - lead service: Traffic & Safety

Total LTP schemes* £33,525

Bestwood Public Realm schemes

Location	Type	Councillor Prioritised / Area Committee Approved	Estimate	Estimated start date	Completed	Details
Keybourne Drive	area improvement	Prioritised 2 August 2016	£28,857			Contribution to public realm improvement scheme in partnership with NCH - lead service: NCH

Total Public Realm schemes** £28,857

Bestwood Withdrawn schemes

Location	Type	Reason	Amount	Details
Pedmore Valley	footpaths	underspend	£7,320	Footpath resurfacing on Pedmore Valley from steps area to Walgrave Walk (Jun-15)

Total Decommited*** £7,320

2016 - 2017 LTP allocation £75,400

LTP carried forward from 2015 - 2016 £0

2016 - 2017 Public Realm allocation £45,200

Public Realm carried forward from 2015 - 2016 £8,805

Total Available 2016 - 2017 ACF £129,405

*Less LTP schemes - £33,525

**Less Public Realm schemes - £28,857

***Decommited funds + £7,320

Remaining available balance £74,343

LTP element remaining £49,195

Public Realm element remaining £25,148